

# Apex ID™

## Instructions For Use



## TABLE OF CONTENTS

|                |     |
|----------------|-----|
| English        | 1   |
| Français       | 13  |
| Deutsch        | 25  |
| Español        | 37  |
| Italiano       | 49  |
| Português      | 61  |
| Nederlands     | 73  |
| Dansk          | 85  |
| Norsk          | 97  |
| Suomi          | 109 |
| Svenska        | 121 |
| Česky          | 133 |
| Magyar         | 145 |
| Polski         | 157 |
| Русский        | 169 |
| Hrvatski jezik | 181 |
| Srpski         | 193 |
| Slovensky      | 205 |
| Eesti          | 217 |
| Lietuviškai    | 229 |
| Română         | 241 |
| Türkçe         | 253 |
| Ελληνικά       | 265 |
| 繁體中文           | 277 |
| 한국어            | 289 |
| 日本語            | 301 |
| العربية        | 313 |





Figure 1.1



Figure 1.2



Figure 1.3



Figure 1.4



Figure 1.5



Figure 1.6




Figure 1.7



Figure 1.8



Figure 1.9

**FIGURES**

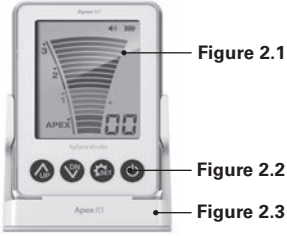


Figure 2.1

Figure 2.2

Figure 2.3



Figure 2.6

Figure 2.7

Figure 2.8

Figure 2.9



Figure 3.3



Figure 2.4

Figure 2.12

Figure 2.10

Figure 2.11

Figure 2.13




Figure 2.14



Figure 3.4



Figure 2.5



Figure 3.1



Figure 3.5



Figure 3.2



Figure 3.6



Figure 4.1

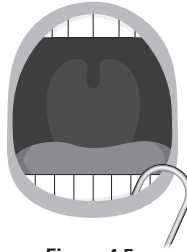


Figure 4.5



Figure 4.8

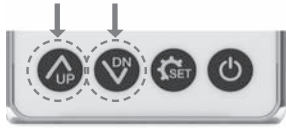


Figure 4.2

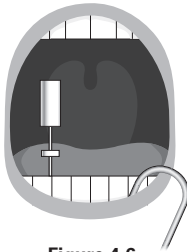


Figure 4.6



Figure 4.9



Figure 4.3

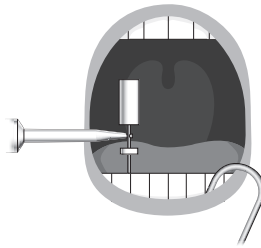


Figure 4.7



Figure 4.10



Figure 4.4

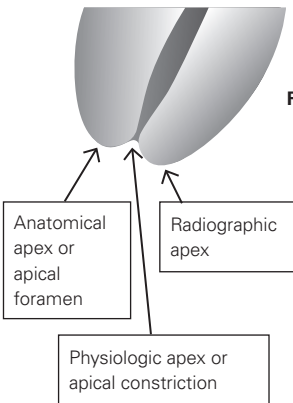
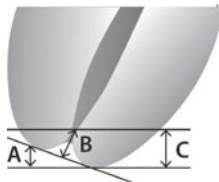


Figure 5.2



- A) Distance between radiographic apex and anatomical apex
- B) Distance between physiological apex and anatomical apex
- C) Distance between radiographic apex and physiological apex




Figure 5.1